

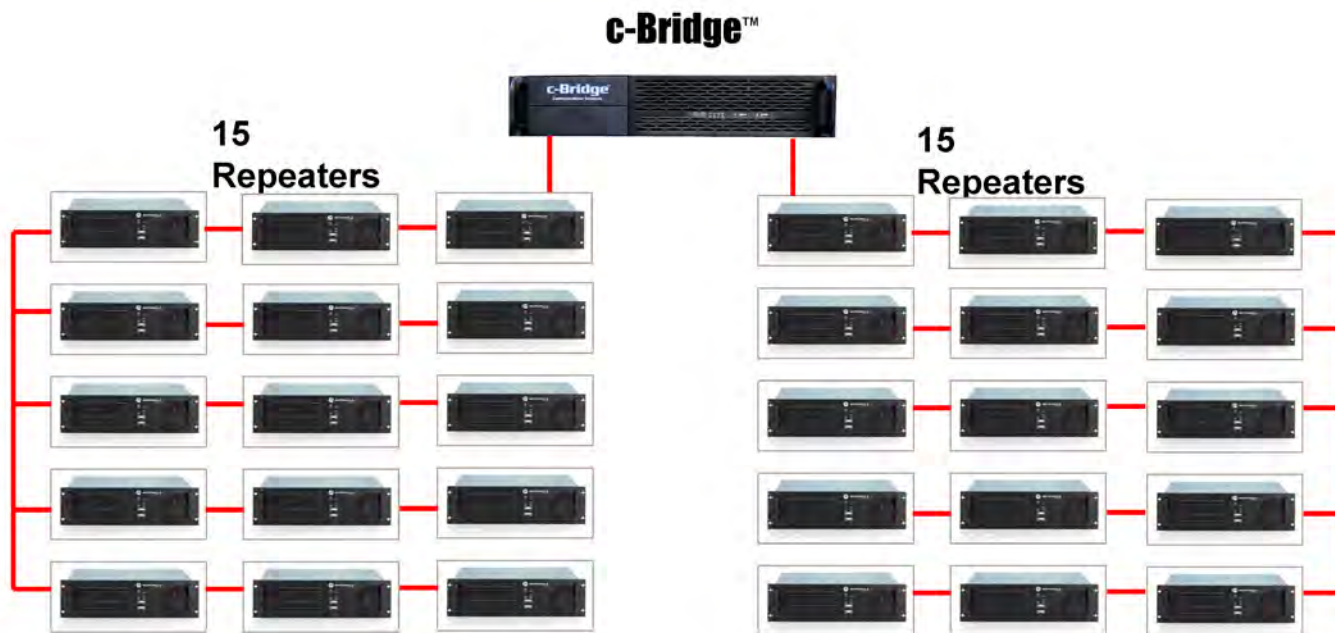
The **c-Bridge**™

System Examples

The c-Bridge™

System Example – IP Site Connect 30-Repeater System

c-Bridge. Connect to Repeaters via IP Network Connections



NOTE - The c-Bridge™ Servers and Gateways pass Voice traffic and all MOTOTRBO™ data types.



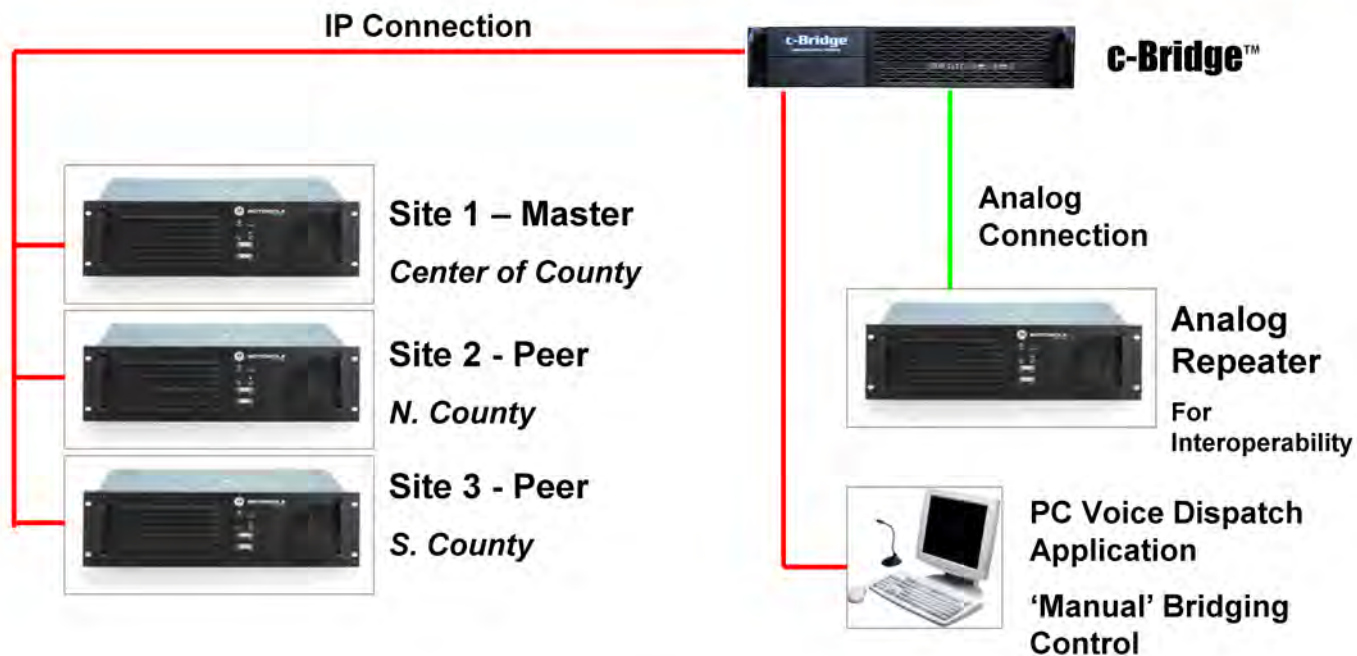
The c-Bridge™

System Example – IP Site Connect Analog Interoperability and Digital Voice Dispatch

c-Bridge. Connects to Digital Repeaters via IP Network Connections

c-Bridge. Connects to PC via IP Network Connection

c-Bridge. Connects to Analog Repeater via Analog Interface on c-Bridge.



NOTE - The **c-Bridge™** Servers and Gateways pass Voice traffic **ONLY** when configured for Interoperability with non-**MOTOTRBO™** systems. NO data capabilities exist when bridging to non-**MOTOTRBO™** radio systems or consoles

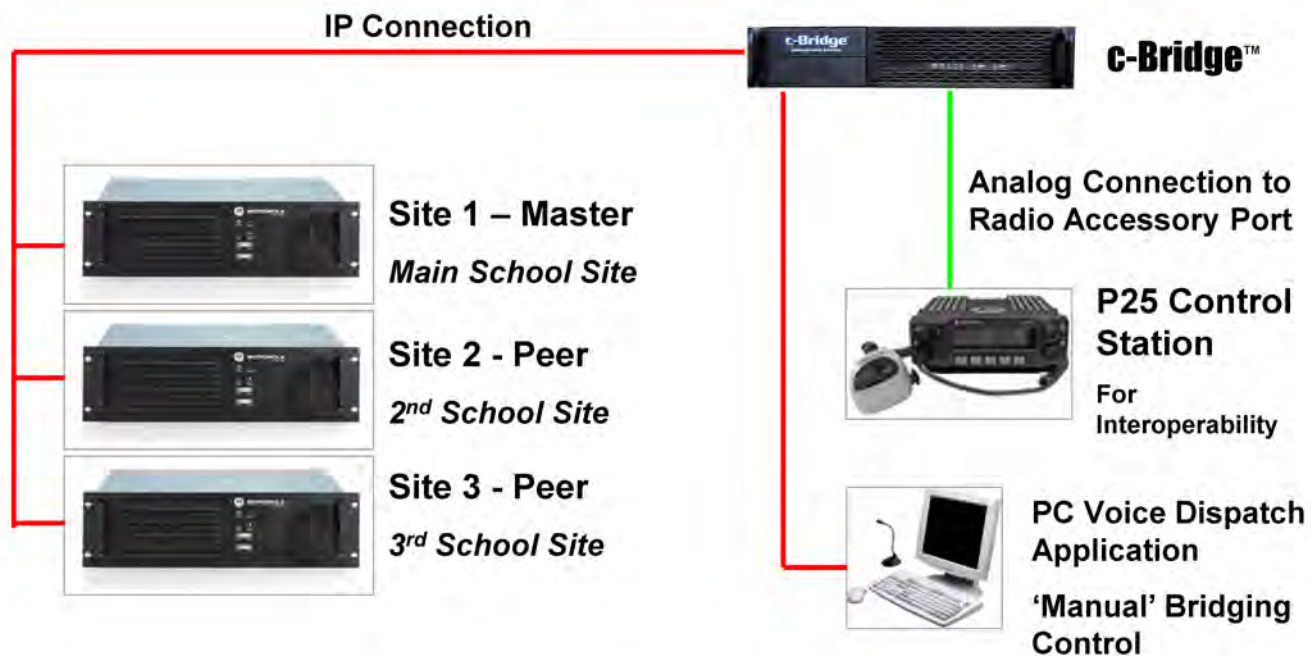
The c-Bridge™

System Example – IP Site Connect P25 Interoperability and Digital Voice Dispatch

c-Bridge. Connects to Digital Repeaters via IP Network Connections

c-Bridge. Connects to PC via IP Network Connection

c-Bridge. Connects to Analog Repeater via Analog Interface on **c-Bridge.**



NOTE - The **c-Bridge™** Servers and Gateways pass Voice traffic **ONLY** when configured for Interoperability with non-**MOTOTRBO™** systems. NO data capabilities exist when bridging to non-**MOTOTRBO™** radio systems or consoles

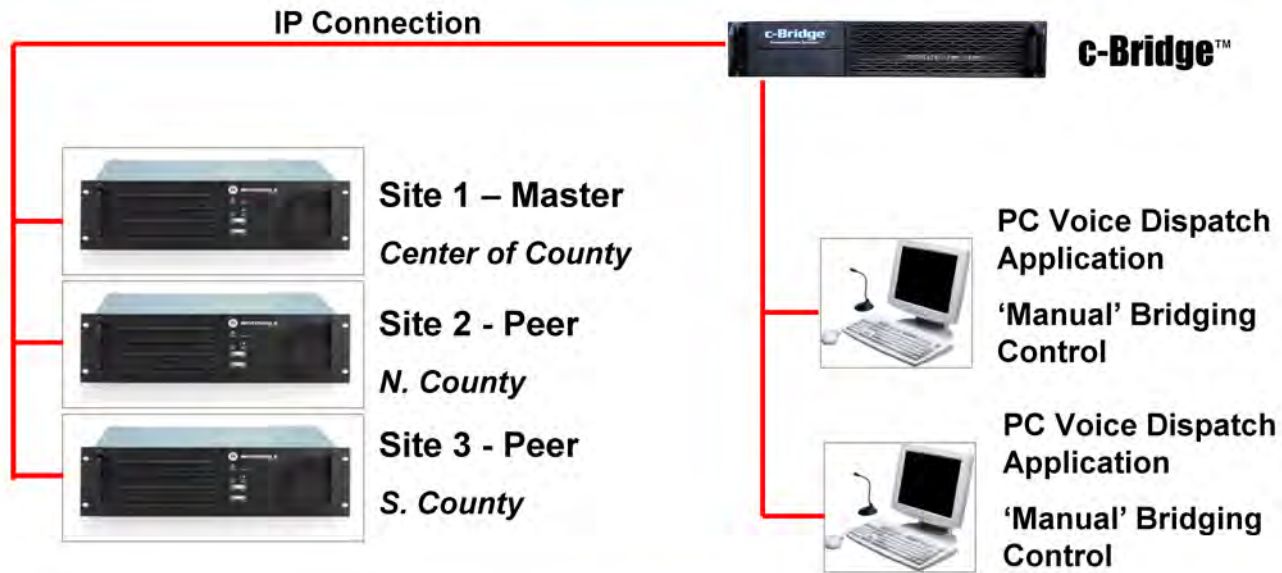


The c-Bridge™

System Example – IP Site Connect PC Voice Dispatch

c-Bridge. Connects to Digital Repeaters via IP Network Connections

c-Bridge. Connects to PC via IP Network Connection

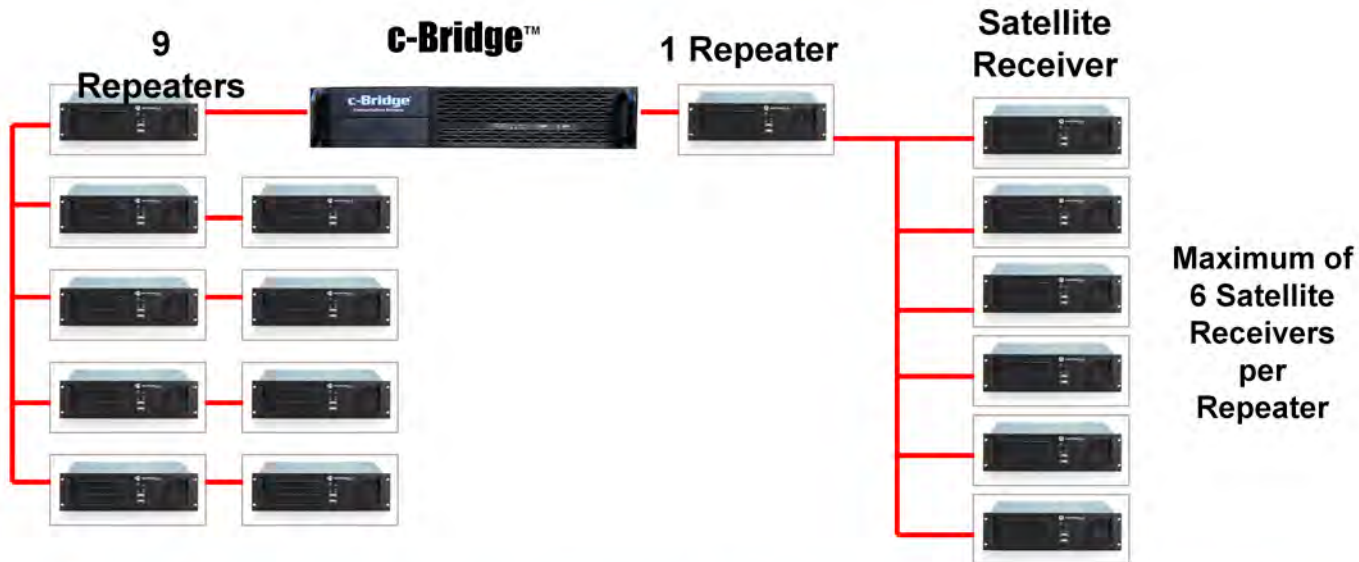


The **c-Bridge™** can be used as an “IP Gateway”, allowing for IP-based Remote Voice Dispatch, where control stations or tone-control systems are not needed

The c-Bridge™

System Example – IP Site Connect
Receiver Voting System with a c-Bridge™

c-Bridge. Connects to Digital Repeaters via IP Network Connections



**A c-Bridge™ can be used to expand this limit to 6 Satellite Receivers per Repeater
We could even have up to 50 Repeaters Configured in this way,
with up to 6 Satellite Receivers per Repeater**

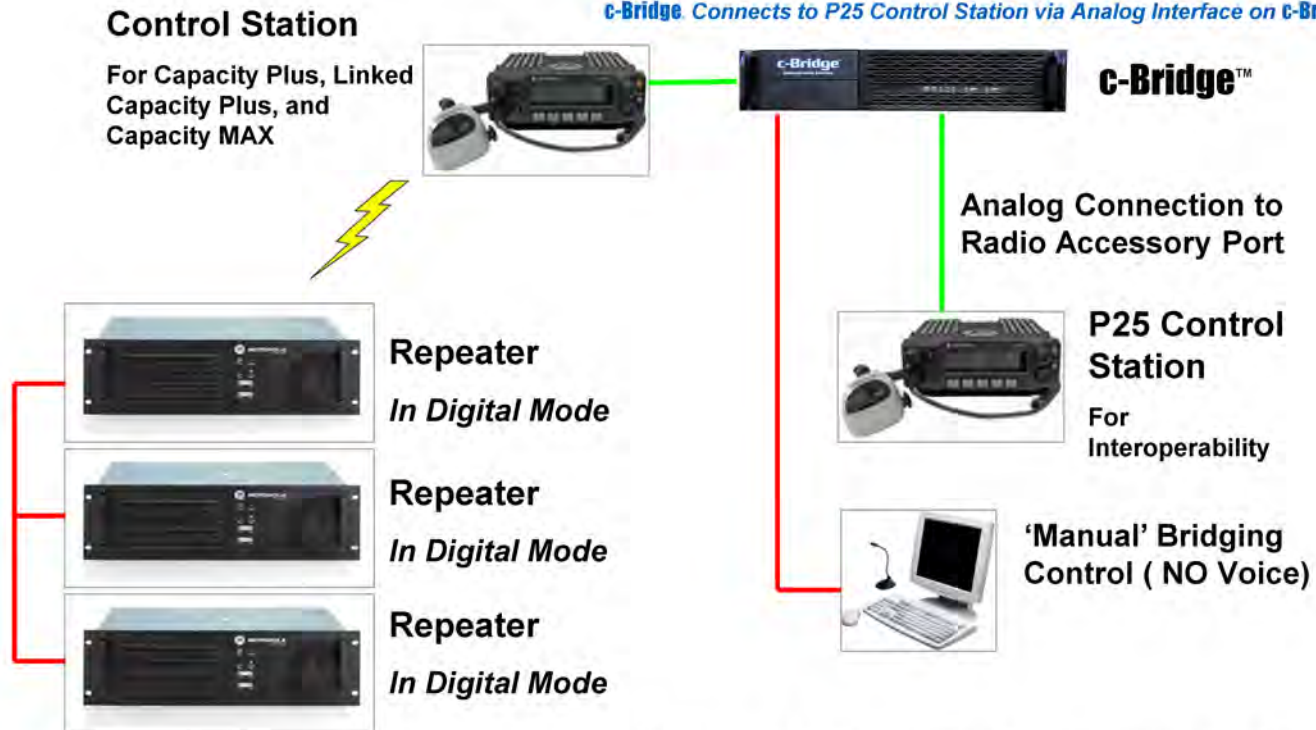
The c-Bridge™

System Example – Capacity Plus, Linked Capacity Plus, and Capacity MAX P25 Interoperability

c-Bridge. Connects to Digital Repeaters via Control Station Radio

c-Bridge. Connects to PC via IP Network Connections

c-Bridge. Connects to P25 Control Station via Analog Interface on c-Bridge.



NOTE - The **c-Bridge™** Servers and Gateways pass Voice traffic **ONLY** when configured for Interoperability with non-MOTOTRBO™ systems. NO data capabilities exist when bridging to non-MOTOTRBO™ radio systems or consoles



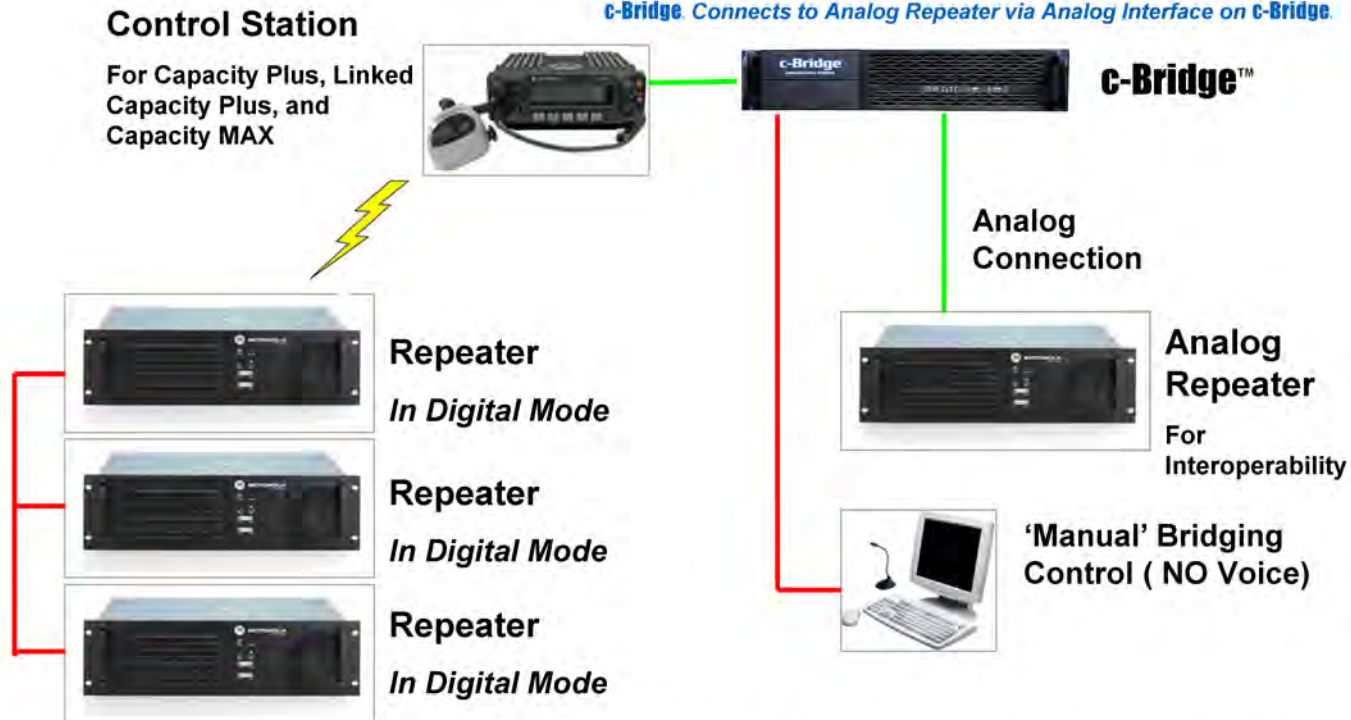
The c-Bridge™

System Example – Capacity Plus, Linked Capacity Plus, and Capacity MAX Analog Interoperability

c-Bridge. Connects to Digital Repeaters via Control Station Radio

c-Bridge. Connects to PC via IP Network Connections

c-Bridge. Connects to Analog Repeater via Analog Interface on c-Bridge.



NOTE - The **c-Bridge™** Servers and Gateways pass Voice traffic **ONLY** when configured for Interoperability with non-MOTOTRBO™ systems. NO data capabilities exist when bridging to non-MOTOTRBO™ radio systems or consoles

